




Early Learning Matters

Because parents are their children's first, best teachers.

Math Shape-O Game




Directions: Make a spinner out of a paper clip with one side extended. Attach it to the center of the game board with a brad. Each person gets one "Shape -O" card and several chips or other markers such as pennies, or dry beans . Take turns spinning the spinner. Each person puts a chip on their board if they have a matching shape/color. Parents help children identify the colors and the shapes.






Early Learning Matters


Because parents are their children's first, best teachers.




Shape - O




Shape - O



Shape - O




Shape - O






Early Learning Matters


Because parents are their children's first, best teachers.




Shape - O



Shape - O



Shape - O




Shape - O






Early Learning Matters


Because parents are their children's first, best teachers.




Shape - O



Shape - O



Shape - O



Shape - O

